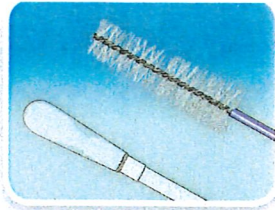



# Quick Reference Guide

## Anal Cytology Specimen Collection




### Collect...

adequate sample using a moistened Dacron®\* swab or cytobrush<sup>1</sup> following published collection techniques<sup>2</sup>.



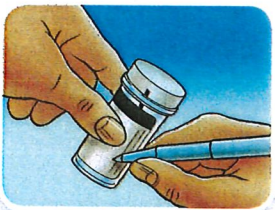
### Rinse...

swab/brush as quickly as possible in the PreservCyt® Solution by rotating the device in the solution 10 times while pushing against the PreservCyt vial wall. Swirl the device vigorously to further release material. Discard the device.



### Tighten...

the cap so that the torque line on the cap passes the torque line on the vial.




### Record...

the patient's name and ID number on the vial.

### Record...

the patient information and medical history on the cytology requisition form.



### Place...

the vial and requisition in a specimen bag for transport to the laboratory.

1 Darragh, TM, Birdsong, GG, Anal Rectal Cytology, The Bethesda System for Reporting Cervical Cytology, 2004, 2nd Edition, 169-175

2 Bean, SM, Chheng, DC, Anal-Rectal Cytology: A Review. Diagnostic Cytopathology 2009; Vol 38 No 7, 538-546

\*Dacron® is a registered trademark of Invista